



## USER'S MANUAL



GAMING KEYBOARD

# GAMING 8710 TKL BACKLIT

***Congratulations on purchasing the TM REAL-EL keyboard!***

Please read this User's Manual before using the unit and retain this User's Manual in safe place for future reference.

**COPYRIGHT**

© 2018. ENEL GROUP OU.

This Manual and information contained are copyrighted. All rights reserved.

**TRADEMARKS**

All trademarks are the property of their legal holders.

**PACKAGE CONTENTS**

- Keyboard – 1 pc
- User's Manual – 1 pc
- Warranty card – 1 pc




**SPECIAL FEATURES**

- Compact ergonomic design
- Multicolor key backlit
- Metal base
- High-quality membrane
- Comfortable, silent and accurate keystroke
- Quick access to multimedia
- Fabric braided cable


**SYSTEM REQUIREMENTS**

- OC Windows XP/Vista/7/8/10.
- Free USB port.






**EXTRA MODES**

- FN + W – change WSAD to arrows control ↑ ↓ ← →;
- FN +  – breath mode;
- FN + Page Up  / Page Down  - brightness level control;
- FN + WIN – WIN lock.

**DESCRIPTION OF SHORTCUT BUTTONS FUNCTIONS**

Fn + F1  Start media player	Fn + F7  Play / Pause
Fn + F2  Volume up	Fn + F8  Go to next track
Fn + F3  Volume down	Fn + F9  Start e-mail program
Fn + F4  Mute on sound volume	Fn + F10  Open home web page
Fn + F5  Stop to playing	Fn + F11  Blocking of all keys
Fn + F6  Go to previous track	Fn + F12  Start / Close Calculator

**INSTALLATION**

- Connect the keyboard to an available USB port of your PC. Installation of the keyboard is automatic after its connection to a PC USB port.
- To activate the Win lock function, press “Fn” and . The overstrike of these keys turns off the Winlock function.
- To switch on backlit press  On/Off key. To increase or decrease the level of backlit press “Fn” and Page Up + /Page Down - on a keyboard.  On/Off key turns off backlit.
- To control Multimedia, Windows appendixes and Internet, press the “Fn” key + one of the keys of fast access to Multimedia and Internet (see description above).

**TROUBLESHOOTING**

Problem	Solution
The keyboard is not working.	<ol style="list-style-type: none"> <li>1. Disconnect the keyboard from your PC and check connector pins for possible damage. If there is no external damage found and connector pins are OK, connect the keyboard to your PC again.</li> <li>2. We recommend to address the nearest authorized service center.</li> </ol>

**TECHNICAL SPECIFICATIONS**

Parameter, measurement unit	Value
Q-ty of keyboard keys	87
Q-ty of shortcut buttons	12 Fn
Keyboard layout	Rus/Ukr/Eng
OS compatibility	Windows XP/Vista/7/8
Interface	USB
Error-free running time	more than 10,000,000 strokes
Dimensions (W × H × L), mm	360 × 39 × 136
Weight, g	800

**Notes:**

- **Technical specifications given in this table are supplemental information and cannot give occasion to claims.**
- **Technical specifications and package contents are subject to change without notice due to improvement of TM REAL-EL production.**



Model: **GAMING 8710 TKL BACKLIT**

Manufacturer: ENEL GROUP OU, Katusepapi tn 6, Lasnamäe district, Tallinn city, Harju county, 11412, Estonia. Made in China.

® **Registered Trademark of ENEL GROUP OU. Estonia.**